

































VITAMINS	RESULT	REFERENCE RANGE	VITAMINS	RESULT	REFERENCE RANGE
Vitamin B1 Thiamine	4.4 ng/ml		Vitamin B7 Biotin	11.4 ng/ml	
Vitamin B2 Riboflavin	19.4 ng/ml		Vitamin B9 Folic Acid, 5-M-THF	25.1 ng/ml	
Vitamin B3 Nicotinic Acid, Nicotinamide	4640 ng/ml		Methylmalonic Acid B12 Deficiency if greater than 66	13.8 ng/ml	
Vitamin B5 Pantothenic Acid	128 ng/ml		Vitamin C Ascorbic Acid	4030 ng/ml	
Vitamin B6 Pyridoxine, PLP	158 ng/ml		Vitamin D 25-Hydroxyvitamin D2 & D3	25.5 ng/ml	
VITAMINS PRO	RESULT	REFERENCE RANGE	VITAMINS PRO	RESULT	REFERENCE RANGE
Vitamin A Retinol	1260 ng/ml		Vitamin E A-Tocopherol, G-Tocopherol	4190 ng/ml	
AMINO ACIDS	RESULT	REFERENCE RANGE	AMINO ACIDS	RESULT	REFERENCE RANGE
L-Alanine Alanine	17100 ng/ml		L-Arginine Arginine	3040 ng/ml	
L-Carnitine Carnitine	8860 ng/ml		L-Isoleucine Isoleucine	17600 ng/ml	
L-Leucine Leucine	19600 ng/ml		L-Glutamine Glutamine	13800 ng/ml	
L-Valine Valine	45800 ng/ml		L-Lactic Acid Lactic Acid	174000 ng/ml	
FATTY ACIDS	RESULT	REFERENCE RANGE	FATTY ACIDS	RESULT	REFERENCE RANGE
Alpha-Linolenic Acid A-Linolenic Acid	4540 ng/ml		Linoleic Acid	88000 ng/ml	
Docosahexaenoic Acid	2510 ng/ml		AA / EPA Ratio	11.63	
Docosapentaenoic Acid	3150 ng/ml		Omega-3 Fatty Acid EPA, DPA, DHA, ALA	11240 ng/ml	
Eicosapentaenoic Acid	1040 ng/ml		Omega-6 Fatty Acid Arachidonic Acid, Linoleic Acid	100100 ng/ml	
Arachidonic Acid	12100 ng/ml		Fatty Acid Ratio Omega-6 / Omega-3	8.91	
HORMONES	RESULT	REFERENCE RANGE	HORMONES	RESULT	REFERENCE RANGE
Testosterone	2.9 ng/dl		Cortisol	72.3 ng/ml	
Testosterone / Cortisol Ratio	0.00040				
OTHER	RESULT	REFERENCE RANGE	OTHER	RESULT	REFERENCE RANGE
Chromium Picolinate	Not Detected				

The laboratory services are for informational purposes only. It is not the intention of OptiHealth Lab Inc. to provide specific medical advice but rather to provide users with information to better understand their health. Specific medical advice including diagnosis and treatment will not be provided. The test results are subject to the same privacy and release restrictions that HIPAA (The Health Insurance Portability and Accountability Act of 1996) places on all medical records. The HIPAA Privacy Rule, protects the privacy of individually identifiable health information. Always seek the advice of a trained health professional for medical advice, diagnosis or treatment. Result(s) may not be accurate due to incorrect sample collection. This test has not been approved by the FDA.